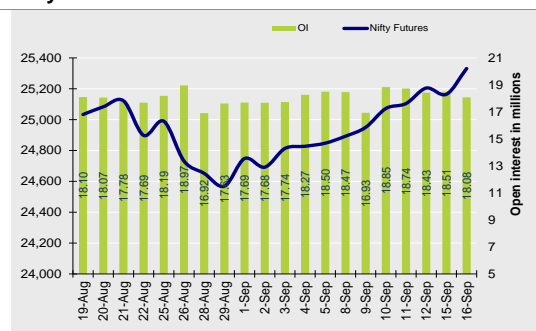


Nifty Snapshot

	Close	Prv Cl.	Ab chg	% chg
Spot	25,239.10	25,069.20	169.90	0.68
Futures	25,331.40	25,164.70	166.70	0.66
OI(ml shr)	18.08	18.51	-0.43	-2.32
Vol (lots)	69400	37881	31519	83.21
COC	92.30	95.50	-3.20	-3.4
PCR-OI	1.29	1.08	0.20	18.8

Nifty Futures Price v/s OI



Institutional Activity in previous trading session

(in Rs cr.)	Buy	Sell	Net
Index Futures	4331.81	2126.12	2205.69
Index Options	2262881.55	2220362.01	42519.54
Stock Futures	15675.43	14877.63	797.80
Stock Options	26237.48	26352.95	-115.47
FII Cash	11,942.44	11,634.12	308.32
DII Cash	11,643.46	10,124.73	1,518.73

Net FII Activity (in Rs cr.)

Date	Idx Fut	Stk Fut	Idx Opt	Cash
16-Sep	2205.7	797.8	42519.5	308
15-Sep	222.4	-1661.9	-4430.3	-1269
12-Sep	1977.8	1059.3	8573.6	1556
11-Sep	635.6	-2774.9	7294.9	-3472
10-Sep	698.4	254.8	-13441.4	-116
9-Sep	280.2	-251.4	-5498.6	2050

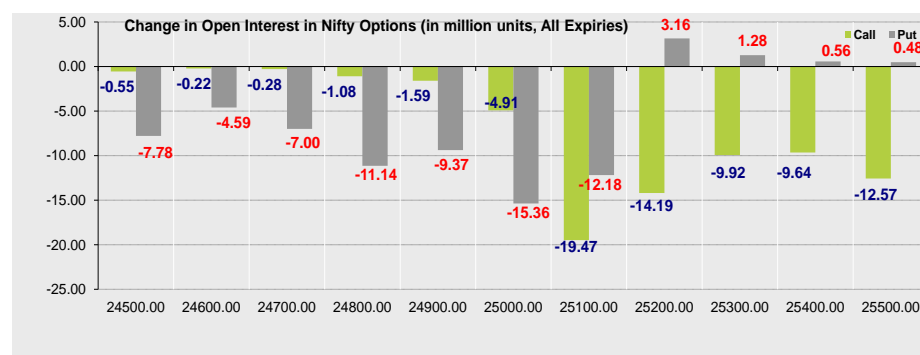
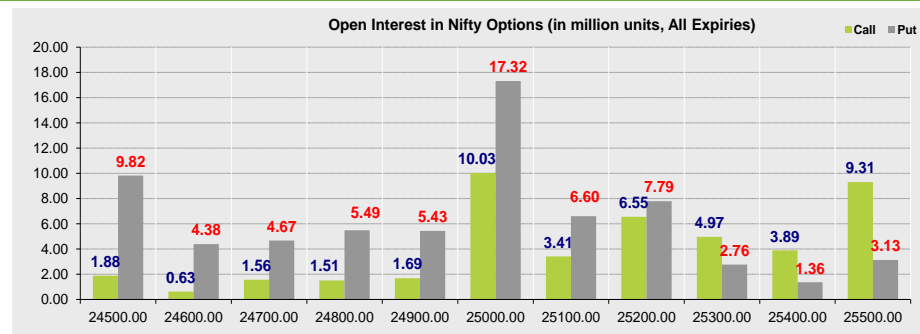
Technical Pivot (Intraday):

	S2	S1	PIVOT	R1	R2
NIFTY	25075	25205	25280	25405	25480
BANKNIFTY	54945	55145	55250	55450	55555

Summary

- Indian markets closed on a positive note where buying was mainly seen in IT, Realty, Automobile. Nifty Sept Futures closed at 25331.40 (up 166.70 points) at a premium of 92.30 pts to spot.
- FII's were net buyers in Cash to the tune of 308.32 Cr and were net buyers in index futures to the tune of 2205.69 Cr.
- India VIX decreased by 1.20% to close at 10.27 touching an intraday high of 10.50.

Open Interest in Nifty Options:



- The above second chart shows previous trading day's change in Nifty options where Liquidations in OI were seen in 25500, 25400, 25300 strike Calls and at 24900, 25000, 25100 strike Puts indicating market is likely to remain positive in the near term.
- Highest OI build-up is seen at 25000 strike Calls and 25000 strike Puts, to the tune of 10.03mn and 17.32mn respectively.

Outlook on Nifty:

Index is likely to open on a positive note today and is likely to remain positive during the day.

(Price is in Rs; OI is in million units; Price chg and OI chg are in percentage) **NB RESEARCH**

Fresh Longs seen in:

Scrip	Price	Price chg	OI	OI Chg
SUZLON	59.2	1.6	155.2	10.2
KEI	4194.6	2.1	1.0	7.1
NCC	217.2	2.0	19.1	6.5

Short Covering seen in:

Scrip	Price	Price chg	OI	OI Chg
HFCL	76.6	3.6	113.6	-8.4
FINNIFTY	26594.4	0.4	0.1	-4.7
NBCC	110.1	1.9	61.6	-3.8

Fresh Shorts seen in:

Scrip	Price	Price chg	OI	OI Chg
TORNTPOWER	1266.5	-0.5	3.8	9.8
AUBANK	713.5	-0.5	22.5	8.4
MAXHEALTH	1164.0	-1.3	14.6	7.7

Long Unwinding seen in:

Scrip	Price	Price chg	OI	OI Chg
ANGELONE	2220.1	-1.7	4.7	-3.9
KPITTECH	1254.0	-0.3	3.3	-3.7
NESTLEIND	1206.2	-0.7	18.9	-2.1

NIFTY50 Options OI (CE OI = Resistance) (PE OI = Support)

Symbol	Highest CE OI	Highest PE OI	CMP
ADANIENT	2400	2400	2409
ADANIPTS	1400	1400	1412
APOLLOHOSP	7900	7800	7867
ASIANPAINT	2600	2500	2489
AXISBANK	1120	1100	1124
BAJAJ-AUTO	9500	9000	9090
BAJAJFINSV	2100	2000	2090
BAJFINANCE	1020	1000	1006
BEL	400	400	404
BHARTIARTL	1920	1900	1944
CIPLA	1600	1600	1564
COALINDIA	400	390	397
DRREDDY	1300	1300	1304
EICHERMOT	7000	6500	6956
ETERNAL	330	320	329
GRASIM	3000	2800	2855
HCLTECH	1500	1400	1486
HDFCBANK	1000	970	971
HDFCLIFE	800	760	774
HINDALCO	760	700	759
HINDUNILVR	2800	2600	2590
ICICIBANK	1430	1400	1425
INDIGO	5800	5700	5741
INFY	1540	1500	1517
ITC	420	410	415

NIFTY50 Options OI (CE OI = Resistance) (PE OI = Support)

Symbol	Highest CE OI	Highest PE OI	CMP
JIOFIN	320	310	317
JSWSTEEL	1200	1000	1120
KOTAKBANK	2000	2000	2026
LT	3600	3600	3681
M&M	3600	3200	3620
MARUTI	16000	15000	15558
MAXHEALTH	1200	1160	1164
NESTLEIND	1220	1200	1206
NTPC	340	320	337
ONGC	240	235	236
POWERGRID	290	275	290
RELIANCE	1400	1400	1409
SBILIFE	1900	1800	1826
SBIN	830	800	834
SHRIRAMFIN	640	600	621
SUNPHARMA	1620	1400	1616
TATACONSUM	1100	970	1097
TATAMOTORS	750	700	715
TATASTEEL	175	160	172
TCS	3200	3100	3153
TECHM	1580	1480	1535
TITAN	3700	3600	3572
TRENT	5500	5200	5170
ULTRACEMCO	13000	12500	12629
WIPRO	260	250	254

OI against MWPL				
Symbol	MWPL	Open Interest	Limit for next day	% OI
ANGELONE	12863513	11925750	Ban	93%
OFSS	4769908	4101525	Ban	86%
RBLBANK	121801958	100828475	Ban	83%
TITAGARH	16037381	13258075	1977436	83%
HFCL	197306132	160585650	Ban	81%
PNBHOUSING	37416542	29887650	5658064	80%
SAMMAANCAP	163102628	126953200	27994296	78%
NMDC	689383367	515956500	138957698	75%
NATIONALUM	178967755	132697500	37321867	74%
LICHSGFIN	60244101	43172000	14059895	72%
BANDHANBNK	190337283	134971200	45849218	71%
SAIL	289148547	193348600	81342519	67%
PNB	687763516	428416000	224959340	62%
UPL	112304777	69327220	37362318	62%
BSE	64513850	39696750	21591407	62%
INDUSINDBK	125074379	76262200	42558460	61%
ABCAPITAL	163088564	98415700	56518435	60%
EXIDEIND	91809066	55317600	31901012	60%
RVNL	113255281	67688500	39904016	60%
LTF	169036274	99217032	61367428	59%
TATAELXSI	6987155	4081400	2556397	58%
KALYANKJIL	76736012	44442025	28457186	58%
CANBK	672420574	386997750	251801795	58%
BDL	18382289	10540725	6922449	57%
IDEA	16128051291	9236070975	6085577751	57%
PGEL	31863579	18045300	12225100	57%
HUDCO	100095000	56634975	38455275	57%
MCX	10180563	5711750	3959784	56%
CDSL	35530000	19909150	13844350	56%
PATANJALI	67786850	36822600	27574907	54%
TATATECH	36328758	19644800	14867520	54%
BANKBARODA	372635498	201392100	152611623	54%
BIOCON	121308233	64565000	50677821	53%

[illegible]

Derivative Recommendations:

Stock Name	Call (Buy/Sell)	Entry price	Targets	Stop Loss	Duration	Status
COFORGE 1780CE	Buy	43	63	34	1-2 Days	Open

FROM THE EQUITY DERIVATIVE DESK:

NIRAV HARISH CHHEDA
AVP - DERIVATIVES AND TECHNICAL RESEARCH
E-Mail: nirav.chheda@nirmalbang.com
Tel no: 6273-8199/8000

AMIT BHUPTANI
SNR.DERIVATIVES AND TECHNICAL RESEARCH ANALYST
E-Mail: amit.bhuptani@nirmalbang.com
Tel no: 6273-8242/8000

DISCLOSURES

Research Reports that are published by Nirmal Bang Securities Private Limited (hereinafter referred to as "NBSPL") are for private circulation only. NBSPL is a registered Research Analyst under SEBI (Research Analyst) Regulations, 2014 having Registration no. INH000001766. NBSPL is also a registered Stock Broker with National Stock Exchange of India Limited, BSE Limited, Metropolitan Stock Exchange of India Limited, Multi Commodity Exchange of India Limited, National Commodity and Derivative Exchange Limited and Indian Commodity Exchange Limited in cash and Equity and Commodities derivatives segments.

NBSPL has other business divisions with independent research teams separated by Chinese walls, and therefore may, at times, have different or contrary views on stocks and markets.

NBSPL or its associates have not been debarred / suspended by SEBI or any other regulatory authority for accessing / dealing in securities Market. NBSPL, its associates or analyst or his relatives do not hold any financial interest (Except Investment) in the subject company. NBSPL or its associates or Analyst do not have any conflict or material conflict of interest at the time of publication of the research report with the subject company. NBSPL or its associates or Analyst or his relatives may or may not hold beneficial ownership of 1% or more in the subject company at the end of the month immediately preceding the date of publication of this research report.

NBSPL or its associates / analyst has not received any compensation / managed or co-managed public offering of securities of the company covered by Analyst during the past twelve months. NBSPL or its associates have not received any compensation or other benefits from the company covered by Analyst or third party in connection with the research report. Analyst has not served as an officer, director or employee of Subject Company. NBSPL / analyst has not been engaged in market making activity of the subject company.

Analyst Certification: The research analysts and authors of these reports, hereby certify that the views expressed in this research report accurately reflects my/our personal views about the subject securities, issuers, products, sectors or industries. It is also certified that no part of the compensation of the analyst(s) was, is, or will be directly or indirectly related to the inclusion of specific recommendations or views in this research. The analyst(s) principally responsible for the preparation of this research report and has taken reasonable care to achieve and maintain independence and objectivity in making any recommendations.

DISCLAIMER

This report is for the personal information of the authorized recipient and does not construe to be any investment, legal or taxation advice to you. NBSPL is not soliciting any action based upon it. Nothing in this research shall be construed as a solicitation to buy or sell any security or product, or to engage in or refrain from engaging in any such transaction. In preparing this research, we did not take into account the investment objectives, financial situation and particular needs of the reader.

This research has been prepared for the general use of the clients of NBSPL and must not be copied, either in whole or in part, or distributed or redistributed to any other person in any form. If you are not the intended recipient you must not use or disclose the information in this research in any way. Though disseminated to all the customers simultaneously, not all customers may receive this report at the same time. NBSPL will not treat recipients as customers by virtue of their receiving this report. This report is not directed or intended for distribution to or use by any person or entity resident in a state, country or any jurisdiction, where such distribution, publication, availability or use would be contrary to law, regulation or which would subject NBSPL & its group companies to registration or licensing requirements within such jurisdictions.

The report is based on the information obtained from sources believed to be reliable, but we do not make any representation or warranty that it is accurate, complete or up-to-date and it should not be relied upon as such. We accept no obligation to correct or update the information or opinions in it. NBSPL or any of its affiliates or employees shall not be in any way responsible for any loss or damage that may arise to any person from any inadvertent error in the information contained in this report. NBSPL or any of its affiliates or employees do not provide, at any time, any express or implied warranty of any kind, regarding any matter pertaining to this report, including without limitation the implied warranties of merchantability, fitness for a particular purpose, and non-infringement. The recipients of this report should rely on their own investigations.

This information is subject to change without any prior notice. NBSPL reserves its absolute discretion and right to make or refrain from making modifications and alterations to this statement from time to time. Nevertheless, NBSPL is committed to providing independent and transparent recommendations to its clients, and would be happy to provide information in response to specific client queries.

Before making an investment decision on the basis of this research, the reader needs to consider, with or without the assistance of an adviser, whether the advice is appropriate in light of their particular investment needs, objectives and financial circumstances. There are risks involved in securities trading. The price of securities can and does fluctuate, and an individual security may even become valueless. International investors are reminded of the additional risks inherent in international investments, such as currency fluctuations and international stock market or economic conditions, which may adversely affect the value of the investment. Opinions expressed are subject to change without any notice. Neither the company nor the director or the employees of NBSPL accept any liability whatsoever for any direct, indirect, consequential or other loss arising from any use of this research and/or further communication in relation to this research. Here it may be noted that neither NBSPL, nor its directors, employees, agents or representatives shall be liable for any damages whether direct or indirect, incidental, special or consequential including lost revenue or lost profit that may arise from or in connection with the use of the information contained in this report.

Copyright of this document vests exclusively with NBSPL. Our reports are also available on our website www.nirmalbang.com